



DONGYA ELECTRONIC

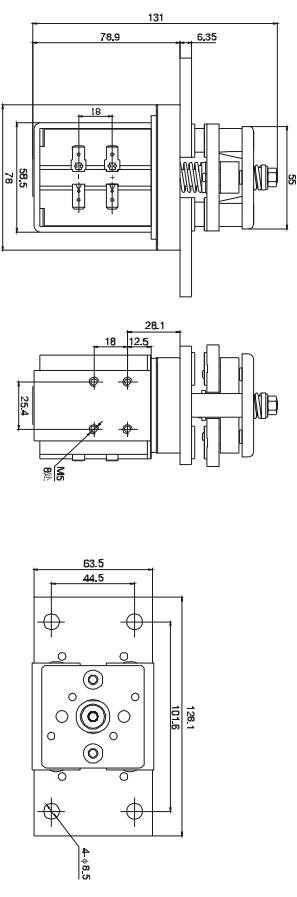
FRGE 25/26



ZLJM-800D

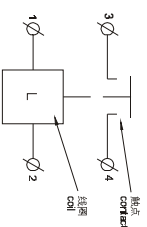
Series contactors
系列接触器

外形安装图 Configurational mounting diagram

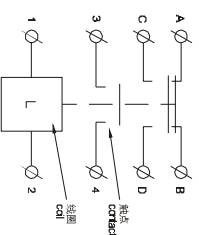


线路原理图 Circuit diagram

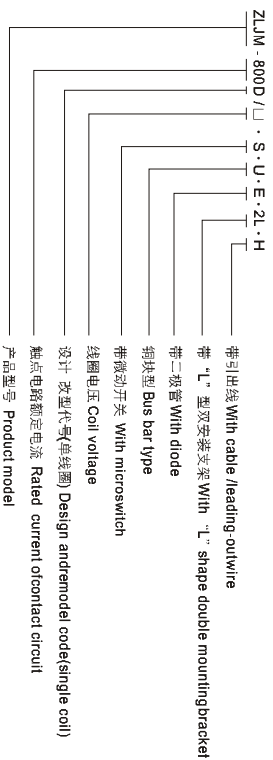
ZLJM 800D / 1-8
— 线圈开闭型(QST N.O.)
— 带旁路开(With Microswitch)
3. 4/1 触点接线端(3. 4 contact terminal)
1. 2/1 线圈接线端(1. 2 coil terminal)
L/1 线圈(L, is winding)



ZLJM 800D / 1-8
— 线圈开闭型(QST N.O.)
— 带旁路开(With Microswitch)
3. 4/1 触点接线端(3. 4 contact terminal)
1. 2/1 线圈接线端(1. 2 coil terminal)
L/1 线圈(L, is winding)
A, B, C, D 主触点接线端(A, B, C, D aux. contact terminal)



产品型号含义 Nomination (nomogram)



使用条件 Use conditions required

- 环境温度 Ambient temperature: -25~+40°C
 - 相对湿度 Relative humidity: +20°C ≤ 98% (up to 93% at +20°C)
 - 固定处的振动频率 Vibration freq. at the fixed position: 3g, 1-50Hz 振幅 0.5mm
 - 安装方向 Mounting directions: 触点向上及水平位置
- The contactors can be mounted vertically or horizontally, if mounted vertically the coil should be at the bottom

简要技术参数 Basic technical data

序号 NO.	参数名称 Parameters	产品代号 Product code
1	线圈额定电压 Rated coil volt (V/DC)	ZLJM-800D 系列 Series
2	线圈功耗 Coil Power dissipation (W)	12, 24, 30, 48, 60, 72, 120 (e/c)
3	触点电路额定电压 Rated volt. of contact circuit (V/DC)	15-25
4	触点电路额定负载电流 Rated load current of contact circuit (A)	60
5	(20~5)°C 下, 冷态动作电压 V _{act} (20~5)°C Operating volt. in cold state at (20~5)°C	不大于线圈额定电压的 70% Not above 70% of rated coil volt
6	额定电压下最大动作时间 (ms) (线圈不带抑制电路) (Coil with no suppression circuit)	释放 Release 线圈额定电压的 (5~30)% (5~30% of rated coil volt)
7	抗电强度 Puncture (volt)/strength	50
8	100A 负载下主触点接触压降 Contact volt. drop of main contact at 100A	50Hz 1000V AC 1min 不大于 80mV no. above 80mV
9	电寿命 Electric life	20,000 Cps.
10	机械寿命 Mechanical life	10 ⁷ 次 100,000 Cps.
11	工作规范 Working duty	连续 Continuous